
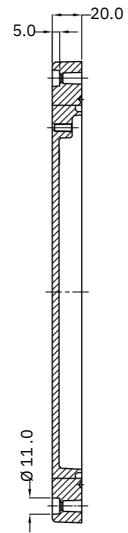
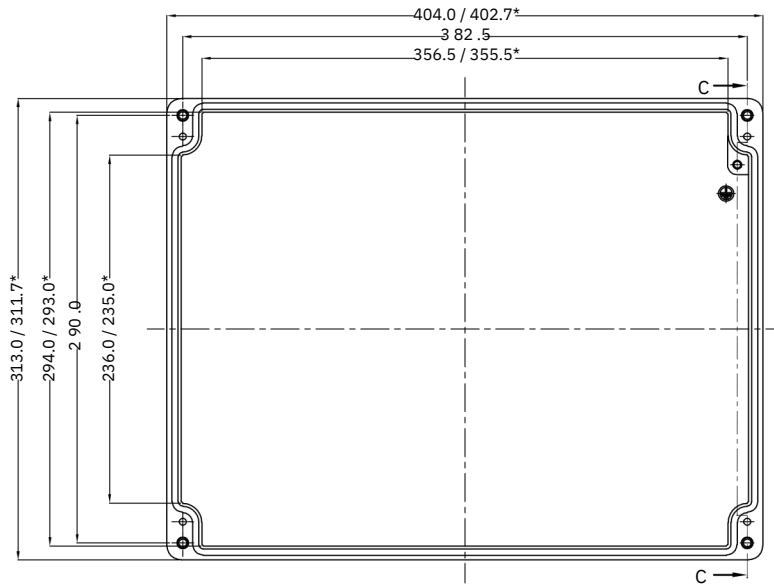
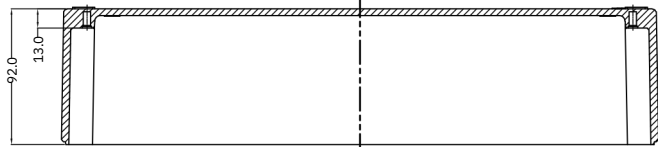
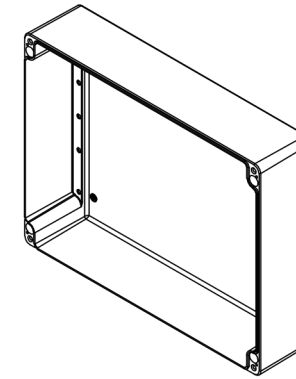
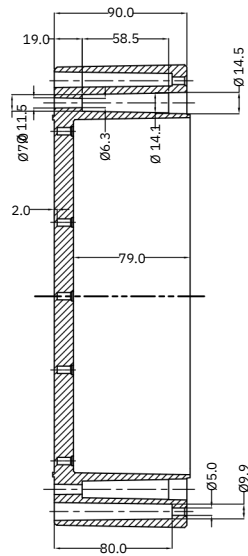
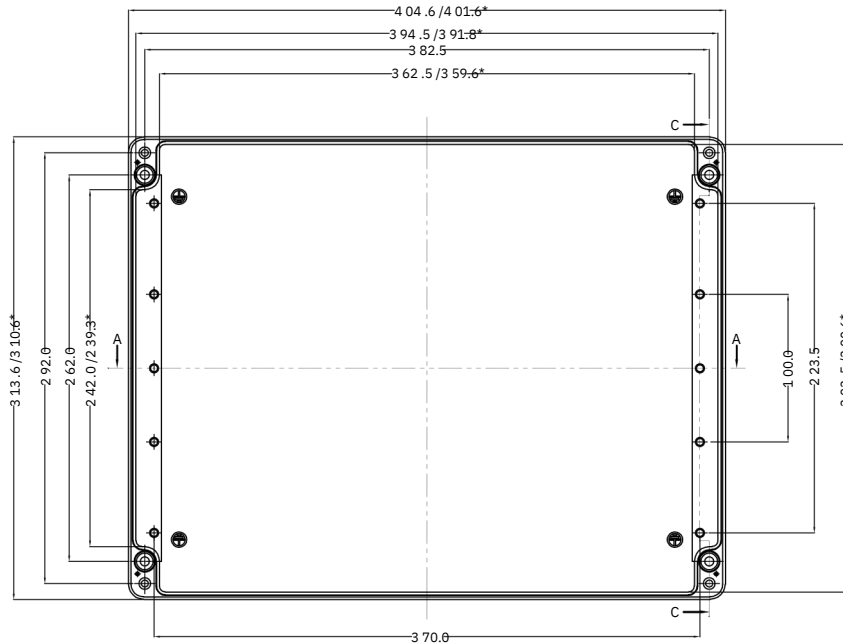


LID





BASE



SECTION A-A

*=Conical form tapering downwards
Free dimensions-tolerance to GTA 13/5DIN 1688

Description	Rev.	Date

Material:- A ISi12	TITLE :- GBA Aluminiumgehäuse ALUMINIUM ENCLOSURE 400 X 310 X110	<small>This drawing and any information or descriptive material set out on it are the confidential property of Company Name and MUST NOT BE DISCLOSED, COPIED in whole or part or used for any purpose without the written permission of Company Name.</small>	
Finish:- Natural/ RAL 7001 Grey			
General Tolerances DIN ISO - Linear Tol.: , Angular Tol.: Surface Finish: All Dimensions: mm	 Moltkestraße 55-57 32257 Bünde Tel: +49 (0) 5223 / 819 60 -55 Fax: +49 (0) 5223 / 819 60 -56	DATE	
 FIRST ANGLE PROJECTION DO NOT SCALE		DRAWN BY: HK	2 2 / 4 / 22
	CODE: DRG. NO.	GBA400310110	CHECKED BY: DN
SHEET 1 OF 1		REV 00	